

## ManualCallPoint (Red) Jeweller


Wireless addressable resettable button for manual fire alarm activation featuring programmable scenarios. Red-colored version.



EN 54-11

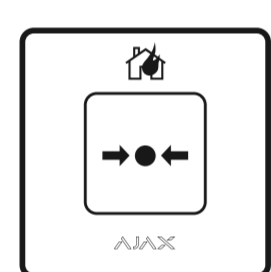
EN 54-25

BOSEC



### Basic fire safety. Reengineered

In a life-threatening situation, Ajax manual call points save precious time. The button triggers a fire alarm and automation scenarios, and the system immediately follows the commands. A single press activates intrusion sirens, VADs, and sounders in the system, informing users to evacuate. Scenarios de-energize the facility, unlock exits, or turn on ventilation or emergency lights to assist in evacuation. All the data is instantly available in Ajax apps and the monitoring software, including which button was pressed, when, and where it happened. Once the danger has passed, ManualCallPoint Jeweller is reset using a special key tool included in the complete set.




### Flawless hardware

- Up to 7 years of battery life
- Simplified button mechanism to reduce the risk of failure
- Transparent front lid to prevent accidental alarm activation
- LED indication of the alarm state
- Tamper alarm




### Built-in radio communication

- Up to 1,700 m (5,500 ft) of communication range between the device and the CIE or range extender
- Alarm transmission to the CIE within 3 s
- Automatic power adjustment in radio communicators for energy efficiency
- Frequency hopping to prevent interference and signal interception
- Connection loss detection in 36 s




### Additional features

- Automation scenarios activation
- Visual verification of alarm by MotionCam detectors or Ajax cameras
- Indoor/outdoor intrusion sirens activation






### Quick installation and setup

- The SmartBracket panel to mount the device without disassembling the enclosure
- Adding to the CIE via QR code scanning – no tools or programming required
- Configuration and testing via free Ajax apps, on-site or remotely
- Ajax apps include a field for specifying the device's precise location for better navigation in emergencies
- A special key tool to reset the button included in the complete set

<p><b>Compliance with standards</b></p> <p>EN 54-11 EN 54-25 BOSEC</p>	<p><b>Compatibility with hubs and range extenders</b></p>  <p>For detailed information, scan the QR code or follow the link: <a href="https://ajax.systems/tools/devices-compatibility/?models=MCP.R.J">ajax.systems/tools/devices-compatibility/?models=MCP.R.J</a></p>	<p><b>Communication with control panel</b></p> <p>Jeweller communication technology</p> <p><b>Frequency bands</b> 866.0–866.5 MHz 868.0–868.6 MHz 868.7–869.2 MHz 905.0–926.5 MHz 915.85–926.5 MHz 921.0–922.0 MHz Depends on the sales region</p> <p><b>Jeweller communication range</b> up to 1,700 m up to 5,500 ft In an open space</p>	<p><b>Power supply</b></p> <p><b>Battery</b> 2 × CR123A Pre-installed</p> <p><b>Battery life</b> up to 7 years</p>
<p><b>Installation</b></p> <p><b>Operating temperature</b> 0 °C to +50 °C 32 °F to 122 °F</p> <p><b>Operating humidity</b> up to 80%</p>	<p><b>Enclosure</b></p> <p><b>Color</b> red</p> <p><b>Dimensions</b> 102 × 104 × 39 mm 4.02" × 4.09" × 1.53"</p> <p><b>Weight</b> 214 g 7.55 oz</p>	<p><b>Complete set</b></p> <p>ManualCallPoint (Red) Jeweller SmartBracket mounting panel 2 × CR123A battery (pre-installed) Plastic key Transparent front lid Installation kit Quick start guide</p>	



For detailed information, scan the QR code or follow the link:  
[ajax.systems/support/devices/manualcallpoint-red-jeweller/](https://ajax.systems/support/devices/manualcallpoint-red-jeweller/)

-  [support@ajax.systems](mailto:support@ajax.systems)
-  [@AjaxSystemsSupport\\_Bot](https://twitter.com/AjaxSystemsSupport_Bot)
-  [ajax.systems](https://www.ajax.systems)